




amalgatome | MD




Troubleshooting



Troubleshooting

Problem	Action
<p>Power supply not operating</p> 	<ul style="list-style-type: none"> • Check power cord connections • Turn power supply "OFF" (0) for 10 seconds then turn back "ON" (1) • Check for power supply blown fuse (see manual) • Return for service
<p>Hand Piece not operating</p> 	<ul style="list-style-type: none"> • Check blade fit • Check hand piece connection to power supply • Attempt with another Amalgatome MD Blade • Return for service
<p>Hand Piece will not turn on</p> 	<ul style="list-style-type: none"> • Ensure all connections are in place and power is switched "ON" (1) • Release and re-engage the activation lever, pressing the activation button within 5 seconds of re-engagement • Examine the device for defects • Return for service

Troubleshooting

Problem	Action
Operating "too slow" 	• Check hand piece connection to power supply
	• Lubricate the recovery site to decrease blade drag through the tissue
	• Return for service
Blade cutting poorly	• Attempt with another Amalgatome MD Blade
Blade locking ring does not fit flush against housing/frame 	• Check parts for defects
	• Return for service
Vibration 	• Return for service

